



**East Asia**

**1 Torishima Pump Mfg. Co., Ltd.** ■ ■  
1-1-8 Miyata-cho, Takatsuki-city, Osaka 569-8660  
Japan  
Tel : +81-72-690-2308 / Fax : +81-72-690-2329

**2 Kyushu Torishima Co., Ltd.** ■  
9857-13, Ohaza Kawako, Wakagi-cho, Takeo-city,  
Saga 843-0151 Japan  
Tel : +81-954-26-3081 / Fax : +81-954-26-3080

**3 Torishima Pump Mfg. Co., Ltd.**  
**Korea Liaison Office**  
4F, EC Bldg., Sinsa-dong 506-4, Gangnam-gu,  
Seoul, 135-887, Republic of Korea  
Tel : +82-2-3442-0238 / Fax : +82-2-3442-0242

**4 Torishima Pump (Tianjin) Co., Ltd.** ■ ■  
No.9 Gaovin Road, Wujing Development Zone,  
Tianjin, P.R.China PC-301700  
Tel : +86-22-59695601 / Fax : +86-22-59695609

**5 Torishima Pump Mfg. Co., Ltd.**  
**Beijing Office**  
Rm707, Building 11, KUNSHA CENTER,  
No.16 Xinyuanli, Chaoyang District,  
Beijing, P.R.China PC-100027  
Tel : +86-10-84682891 / Fax : +86-10-84682890

**6 Torishima (Hong Kong) Ltd.**  
Unit A, 21/F., Tower A, Billion Centre,  
1 Wang Kwong Road, Kowloon Bay, Kowloon,  
Hong Kong  
Tel : +852-2795-1838 / Fax : +852-2754-3293

**South East Asia**

**7 Torishima (Hong Kong) Ltd.**  
**Vietnam Office**  
No.76 Bui Thi Xuan Street, Hai Ba Trung District,  
Hanoi, Socialist Republic of Vietnam  
Tel : +84-4-943-7880 / Fax : +84-4-943-7876

**8 Torishima Pump Mfg. Co., Ltd.**  
**Singapore Office**  
82 Toh Guan Road East  
#C2-14-4 WaterHub Singapore 608576  
Tel : +65-6779-0123 / Fax : +65-6779-6900

**9 Torishima Service Solutions**  
**Asia Pte.Ltd.** ■  
48, Toh Guan Road East, #02-142,  
Enterprise Hub, Singapore 608586  
Tel : +65-6933-8772 / FAX : +65-6933-8777

**10 PT Torishima Guna Engineering** ■  
**PT Torishima Guna Indonesia** ■  
Jalan Rawa Sumur Timur No.1 Pulogadung  
Industrial Estate, P.O.Box 1160, Jakarta, Indonesia  
Tel : +62-21-460-3963 / Fax : +62-21-460-3937

**11 PT Geteka Foundindo** ■  
JL. Pulo Ayang Kav.  
AA2 Pulogadung Industrial Estate,  
P.O.Box 1160 JAT, Jakarta 13011 Indonesia  
Tel : +62-21-460-3963 / Fax : +62-21-460-3937

**South Asia**

**12 Torishima Pumps India Pvt. Ltd.**  
Tower B 1106, Millennium Tower, Sector27  
Gurgaon-122002, Haryana, India  
Tel : +91-124-4728950 / Fax : +91-124-4728950

**13 Torishima Pumps India Pvt. Ltd.**  
**Service Division** ■  
Plot No.27 B, C and D, Hoskote KIADB Industrial Area,  
Chokkahlalli Village, Kasaba Hobli, Hoskote Taluk,  
Bangalore-562114, Karnataka, India

**Oceania**

**14 Torishima Australia Pty. Ltd.**  
613-648 Glenhuntly Road,  
Caulfield South VIC 3162 Australia  
Tel : +61-3-9523-7998

**Middle East**

**15 Torishima Service Solutions FZCO** ■  
Plot of Land TP010501 Techno Park-Jebel Ali,  
PO Box, 37603 Dubai, U.A.E.  
Tel : +971-4-880-7344 / Fax : +971-4-880-7354

**16 Torishima Pump Mfg. Co., Ltd.**  
**Middle East Office**  
Office No.901, Deluxe Tower, Delma Street,  
Al Nahyan Camp Area, P.O.Box 53567,  
Abu Dhabi, U.A.E.  
Tel : +971-2-674-3880 / Fax : +971-2-674-3881

**17 Torishima Pump Mfg. Co., Ltd.**  
**Qatar Project Office**  
Office No.11, 1st Floor, West Corner Centre,  
Salwa Road-McMaco R/A,  
PO Box 37027 Doha, Qatar  
Tel : +974-4450-6915 / Fax : +974-4450-6916

**18 Torishima Pump Mfg.Co.,Ltd.**  
**Saudi Arabia Office**  
PO.Box 12241-6206, 3202 Al Amir Mohammed  
Bin Abdulaziz Street (Tahlea Street), Al Olaya,  
Kingdom of Saudi Arabia  
Tel : +966-11-1293-1355

**Europe**

**19 Torishima Europe Ltd.**  
Sunnyside Works, Gartsherrie Rd, Coatbridge,  
Scotland ML5 2DJ  
Tel : +44-1236-443951 / Fax : +44-1236-702875

**20 Torishima Service Solutions**  
**Europe Ltd.** ■  
Sunnyside Works, Gartsherrie Rd, Coatbridge,  
Scotland ML5 2DJ  
Tel : +44-1236-442390 / Fax : +44-1236-702875

**21 Torishima Europe Projects Ltd.**  
Torishima House, Brook Lane, Westbury,  
Wiltshire, England BA13 4ES  
Tel : +44-1373-858143

**22 Torishima Europe Ltd. Madrid Office**  
Avda. Fuente Nueva 12A, 28703  
San Sebastian de los Reyes, Madrid, Spain  
Tel : +34-91-002-7541 / Fax : +34-91-284-6901

**23 Torishima Europe Ltd. Poland Office**  
ul. Pomianowska 7, 03-136 Warszawa, Poland  
Tel : +48-804-557-137

**North America**

**24 Torishima Pump Mfg. Co., Ltd.**  
**North America East Office**  
100 Grove Street, Suite 217, Worcester  
MA 01605-2654 U.S.A.  
Tel : +1-508-753-6600 / Fax : +1-508-753-8276

**25 Torishima Pump Mfg. Co., Ltd.**  
**North America West Office**  
2192 Dupont Drive, Suite 112, Irvine, CA 92612 U.S.A.  
Tel : +1-949-379-6141 / Fax : +1-949-379-6181

**Central America**

**26 Torishima Europe Ltd. Mexico Office**  
Av Paseo de La Reforma 350, 11th floor,  
Juárez,Cuauhtémoc, 06600  
Ciudad de México,D.F., México  
Tel : +52-55-9171-1426 / Fax : +52-55-9171-1499

**CDM**

*Double Suction Pump*

size 200 mm - 500 mm



**PT TORISHIMA GUNA INDONESIA**

## GENERAL

TORISHIMA double suction volute pump CDM is newly designed with the most advanced hydraulic, providing less noise and vibration, wider operation range, lower NPSH required and higher efficiency.

Particular in the pump efficiency, CDM is remarkably better than other brands, contributing to great cost reduction in operation.

## APPLICATIONS

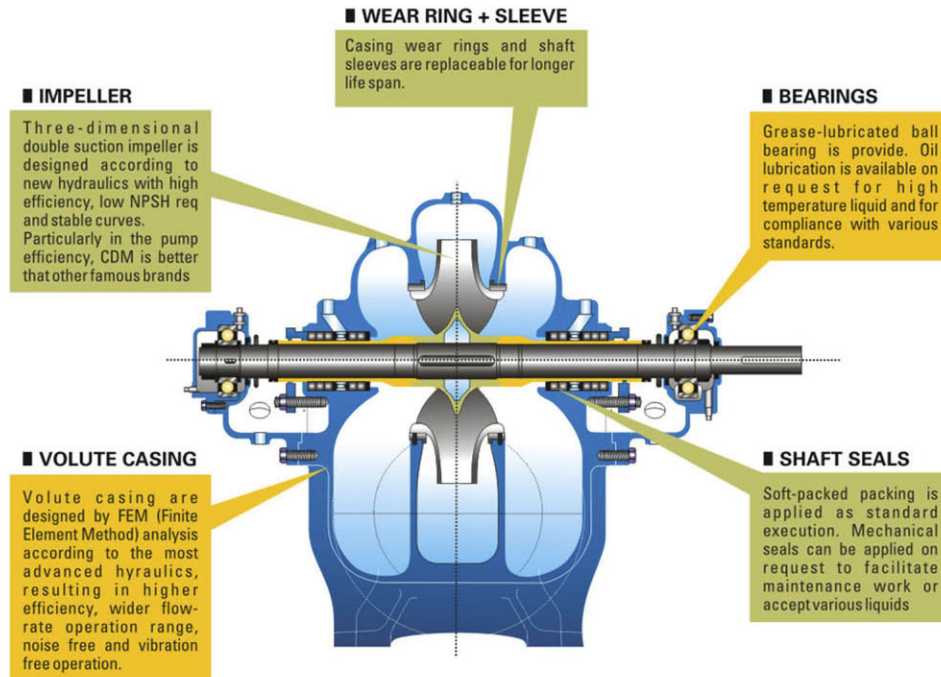

- Energy Industry : Water Intake, Distribution, Boosting, Circulating, Drainage, Fire-fighting
- Environmental Protection Facilities : Water Intake, Distribution, Boosting, Drainage
- General Industries : Water Intake, Distribution, Boosting, Circulating, Drainage, Sea water Desalination, Fire-fighting
- Building : Water Supply, Drainage, Distric Heating and Cooling
- Water Works : Water Intake, Distribution, Water Supply
- Agriculture : Irrigation, Drainage
- Others : Pipe line Boosting, etc

## STANDARD MATERIALS

- Volute Casing : Cast Iron, Ductile Iron, Stainless Steel
- Impeller : Cast Iron, Bronze, Stainless Steel
- Shaft : Carbon Steel, Chrome-molybdenum Steel, Stainless Steel
- Shaft Sleeve : Bronze, Stainless Steel

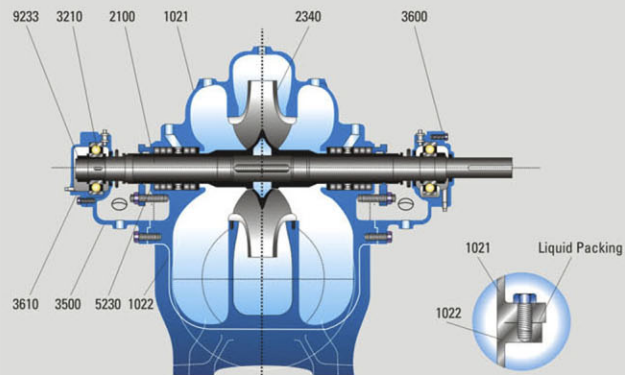
## STANDARD SPECIFICATIONS

- Size : DN 200 to 500 mm
- Capacity : 200 m<sup>3</sup>/h to 3000 m<sup>3</sup>/h
- Total Head : 5 to 220 m
- Suction Pressure : 5 kg/cm<sup>2</sup> (Mechanical Seal Type)  
3 kg/cm<sup>2</sup> (Gland Packing Type)
- Operating Temperature : up to 80 °C
- Pumped Liquid : Clean Water, Industrial Water, River Water, Hot Water, Sea Water, Brine, etc
- Sealing : - Gland Packing  
- Mechanical Seal (optional)
- Bearing/Lubrication : Grease lubricated - Deep Groove Ball Bearing.  
Oil-Lubrication (optional)
- Flanges : JIS - 10 kgf/cm G RF,  
JIS - 20 kgf/cm G RF, etc
- Direction of Rotation : Clockwise viewed from the drive end. Counter-clockwise viewed from drive end (optional)
- Nozzle Direction : Horizontal Suction / Horizontal Discharge



\* typical drawing only

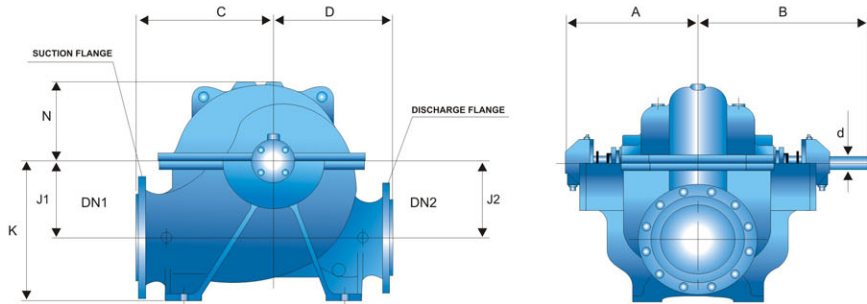
## SECTIONAL DRAWING & LIST COMPONENTS



\* typical drawing only

PART NO.	DESIGNATION
1021	Volute Casing, Upper Half
1022	Volute Casing, Lower Half
2100	Shaft
2340	Impeller
3210	Ball Bearing
3500	Bearing Bracket
3600	Bearing Cover
3610	End Cover
5230	Shaft Sleeve
9233	Hard Lock Nut

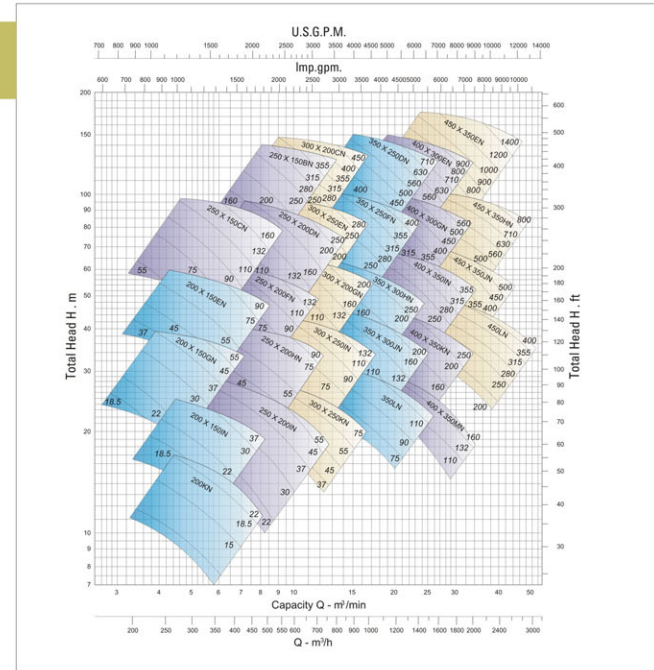
# PUMP DIMENSION



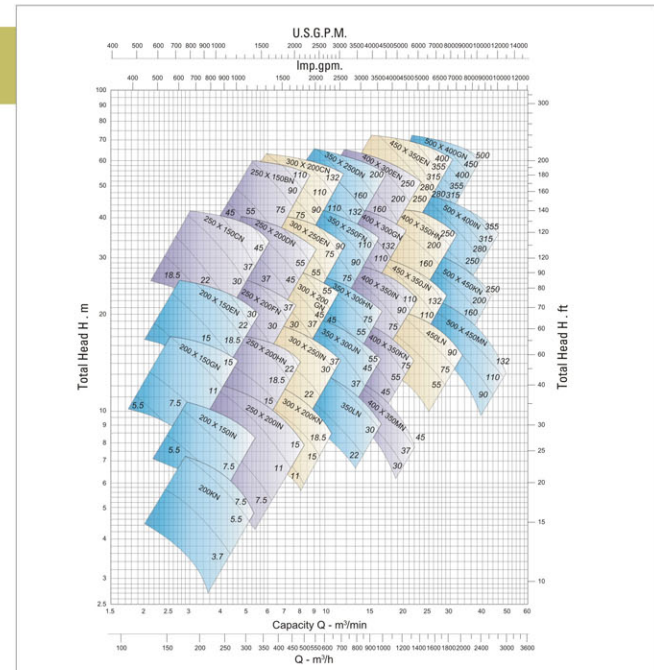
DESIGNATION	BEARING SIZE	DN1	DN2	A	B	C	D	J1	J2	K	N	d	WEIGHT
200 x 150 BN	60/130W	200	150	486	597	465	410	260	285	450	325	56	469
200 x 150 EN	50/130	200	150	442	585	400	360	215	215	390	270	48	388
200 x 150 GN	40/110	200	150	396	534	370	335	190	190	365	240	38	312
200 x 150 IN	40/110	200	150	414	552	370	350	215	215	390	225	38	331
200 KN	40/110	200	200	414	552	360	340	210	210	385	215	38	313
250 x 150 BN	75/160W	250	150	529	658	570	465	320	370	545	405	70	761
250 x 150 CN	60/130	250	150	461	605	490	395	260	310	490	325	56	488
	60/130W			494									
250 x 200 DN	60/130	250	200	459	603	550	450	300	335	520	350	56	590
	60/130W			492									
250 x 200 FN	50/130	250	200	452	595	450	380	290	290	500	290	48	459
250 x 200 HN	40/110	250	200	418	556	430	370	255	255	465	265	38	379
250 x 200 JN	40/110	250	200	418	556	420	360	250	250	460	250	38	375
300 x 200 CN	75/160W	300	200	529	658	580	480	330	380	580	410	70	826
300 x 250 EN	60/130	300	250	467	611	550	450	315	315	565	355	56	609
	60/130W			500									
300 x 200 GN	60/130	300	200	469	613	470	410	270	270	505	300	56	532
300 x 250 IN	50/130	300	250	478	621	460	410	295	295	530	290	48	538
300 x 250 KN	40/110	300	250	432	570	460	400	280	280	510	290	38	430
350 x 250 DN	90/190W	350	250	582	737	655	530	365	420	650	460	85	1096
350 x 250 FN	75/160	350	250	515	682	580	460	360	360	615	370	70	847
	75/160W			553									
350 x 300 HN	60/130	350	300	510	654	545	450	330	330	585	335	56	761
350 x 300 JN	60/130	350	300	510	654	500	440	325	325	580	325	56	674
350 LN	50/130	350	350	558	701	480	435	295	295	550	295	48	626
400 x 300 EN	90/190W	400	300	598	753	660	540	390	420	705	450	85	1322
400 x 300 GN	75/160	400	300	534	701	620	500	365	365	660	395	70	1061
	75/160W			572									
400 x 350 IN	75/160	400	350	529	695	610	480	380	380	670	385	70	920
400 x 350 KN	60/130	400	350	517	661	550	470	350	350	640	360	56	659
400 x 350 KB	60/130	400	350	517	661	550	470	350	350	640	360	56	655
400 x 350 MN	50/130	400	350	558	701	560	470	340	340	630	350	48	849
400 x 350 MB	50/130	400	350	558	701	560	470	340	340	630	350	48	844
450 x 350 EN	105/225W	450	350	679	893	730	600	440	440	790	500	100	1790
450 x 350 HN	90/190	450	350	619	817	670	550	420	420	740	435	85	1365
450 x 350 JN	75/160	450	350	596	763	615	550	400	400	720	405	70	1070
450 LN	75/160	450	450	650	817	590	545	370	370	695	370	70	1043
500 x 400 GN	105/225W	500	400	715	929	745	600	480	480	830	510	100	1864
500 x 400 IN	90/190	500	400	656	854	750	590	475	475	830	475	85	1681
500 x 450 KN	75/160	500	450	619	786	680	570	455	455	805	450	70	1338
500 x 450 KB	75/160	500	450	619	786	680	570	455	455	805	450	70	1334
500 x 450 MN	75/160	500	450	675	842	700	600	425	425	780	420	70	1405

# SELECTION CHART

50 Hz-4P

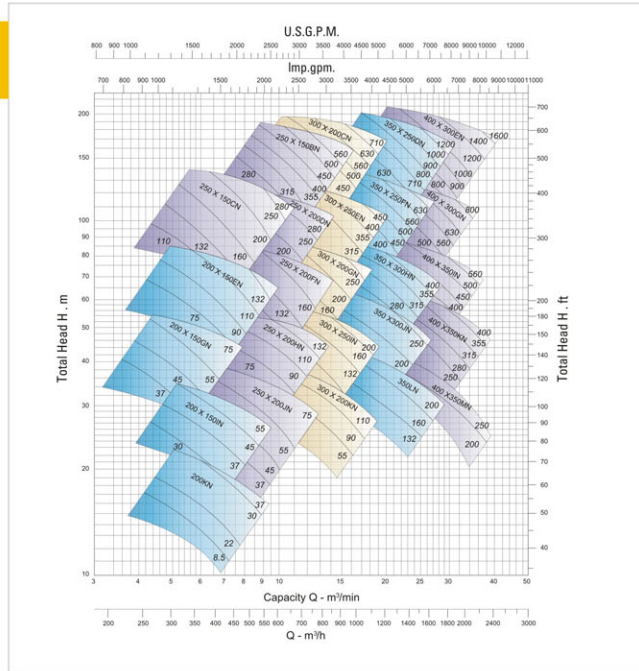


50 Hz-6P

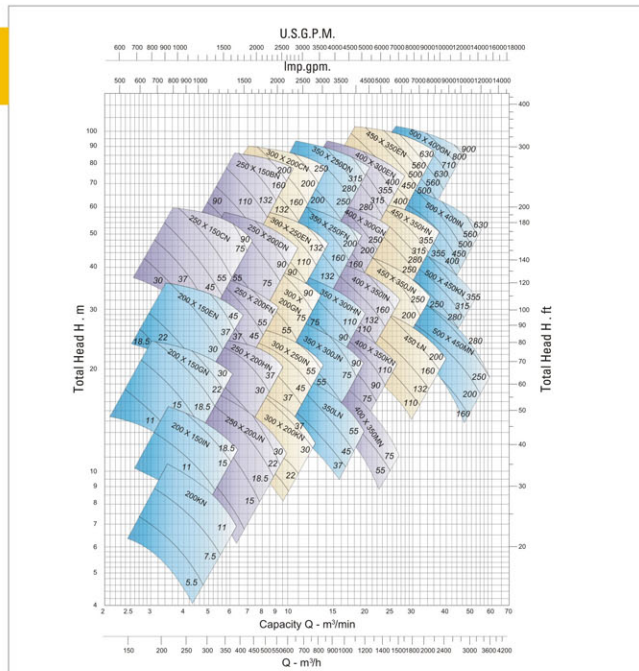


# SELECTION CHART

60 Hz-4P



60 Hz-6P



# APPLICATION

